



# RUSSIAN UNIVERSITIES IN QS SUBJECT RANKINGS 2020

Zoya Zaitseva | Regional Director



# OUR MISSION



To enable

**MOTIVATED  
PEOPLE**

anywhere in the



to fulfil their

**POTENTIAL**



by fostering

**EDUCATIONAL  
ACHIEVEMENT**

**INTERNATIONAL  
MOBILITY**

and

**CAREER  
DEVELOPMENT**



# OUR AUDIENCE



ACADEMICS

ALUMNI

**PROSPECTIVE**  
(INTERNATIONAL)  
**STUDENTS**

PROSPECTIVE  
PARTNERS

GOVERNMENT

SCHOLARSHIP  
PROVIDERS

CURRENT  
STUDENTS

EMPLOYERS

UNIVERSITY  
LEADERS





Essentially, all models  
are wrong, but  
some are useful

**GEORGE E.P. BOX**

“Accidental Statistician”  
1919-2013





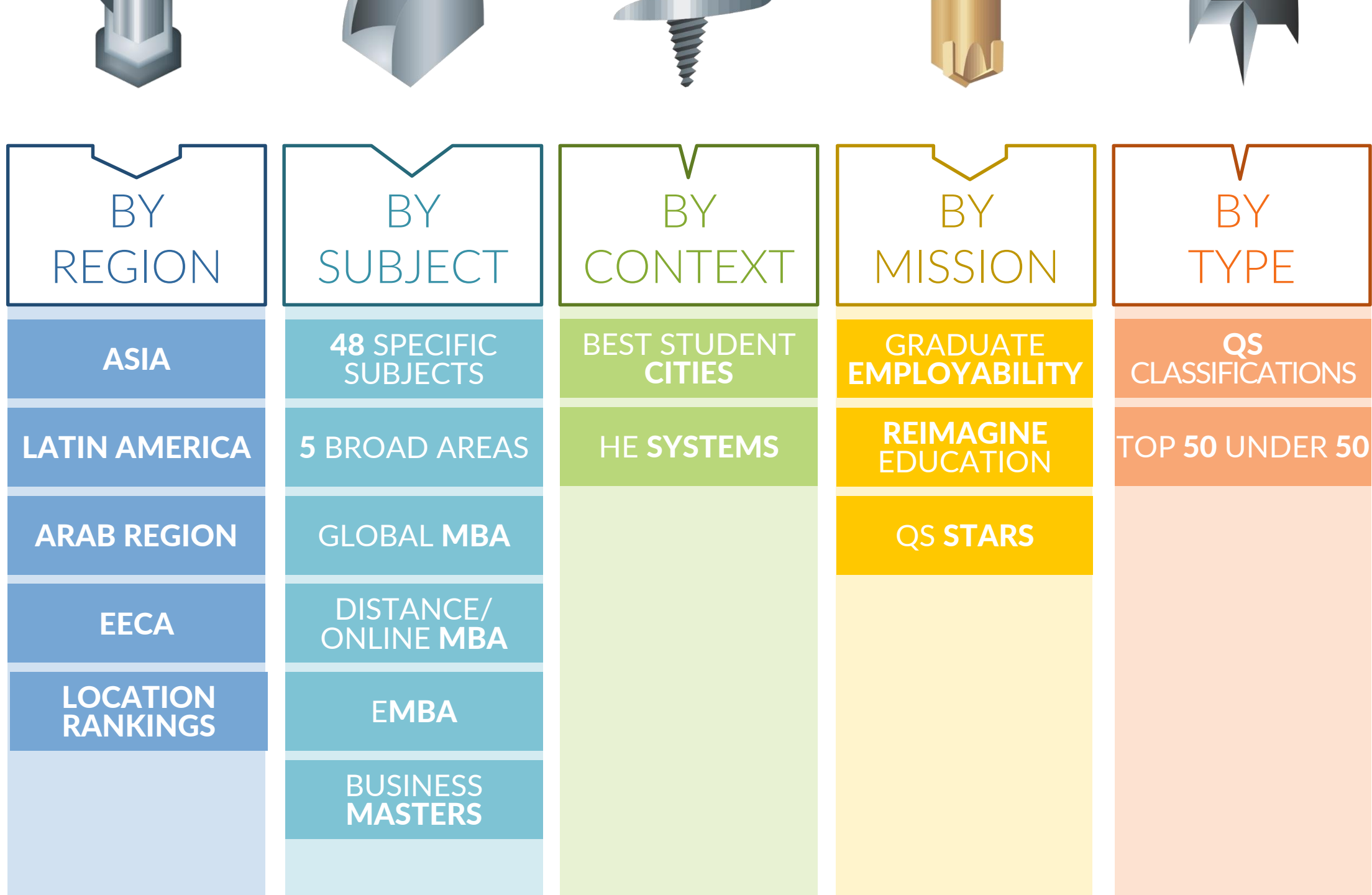
BY  
REGION

BY  
SUBJECT

BY  
CONTEXT

BY  
MISSION

BY  
TYPE



# INDEPENDENT MEASURES

**ACADEMIC  
REPUTATION**

**EMPLOYER  
REPUTATION**

**H  
INDEX**

**CITATIONS  
PER PAPER**

powered by

**Scopus<sup>10</sup>**

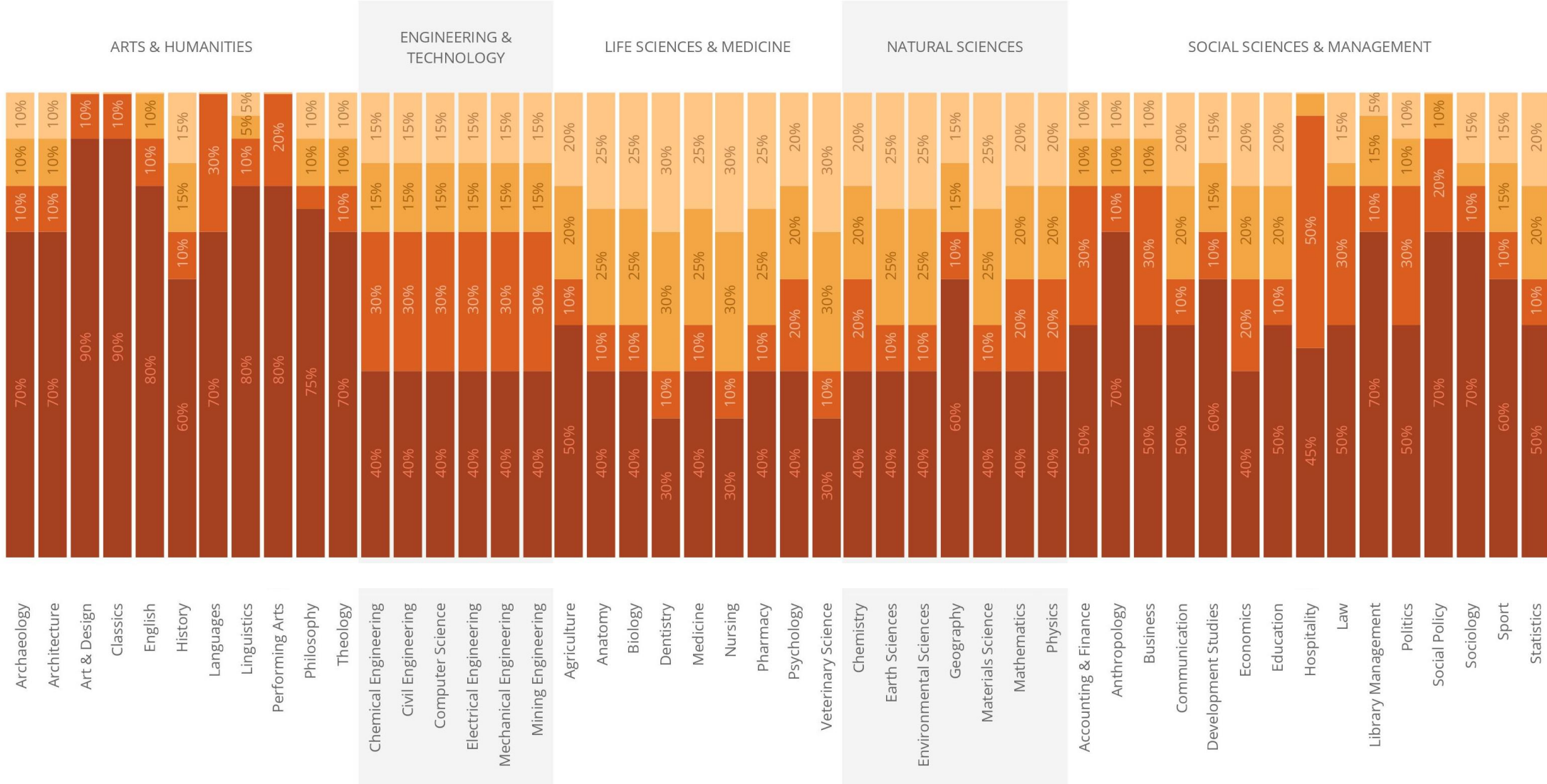
powered by

**Scopus<sup>10</sup>**

# SUBJECT SENSITIVE WEIGHTINGS

■ Academic Reputation  
■ Employer Reputation

■ Citation per Paper  
■ H-index



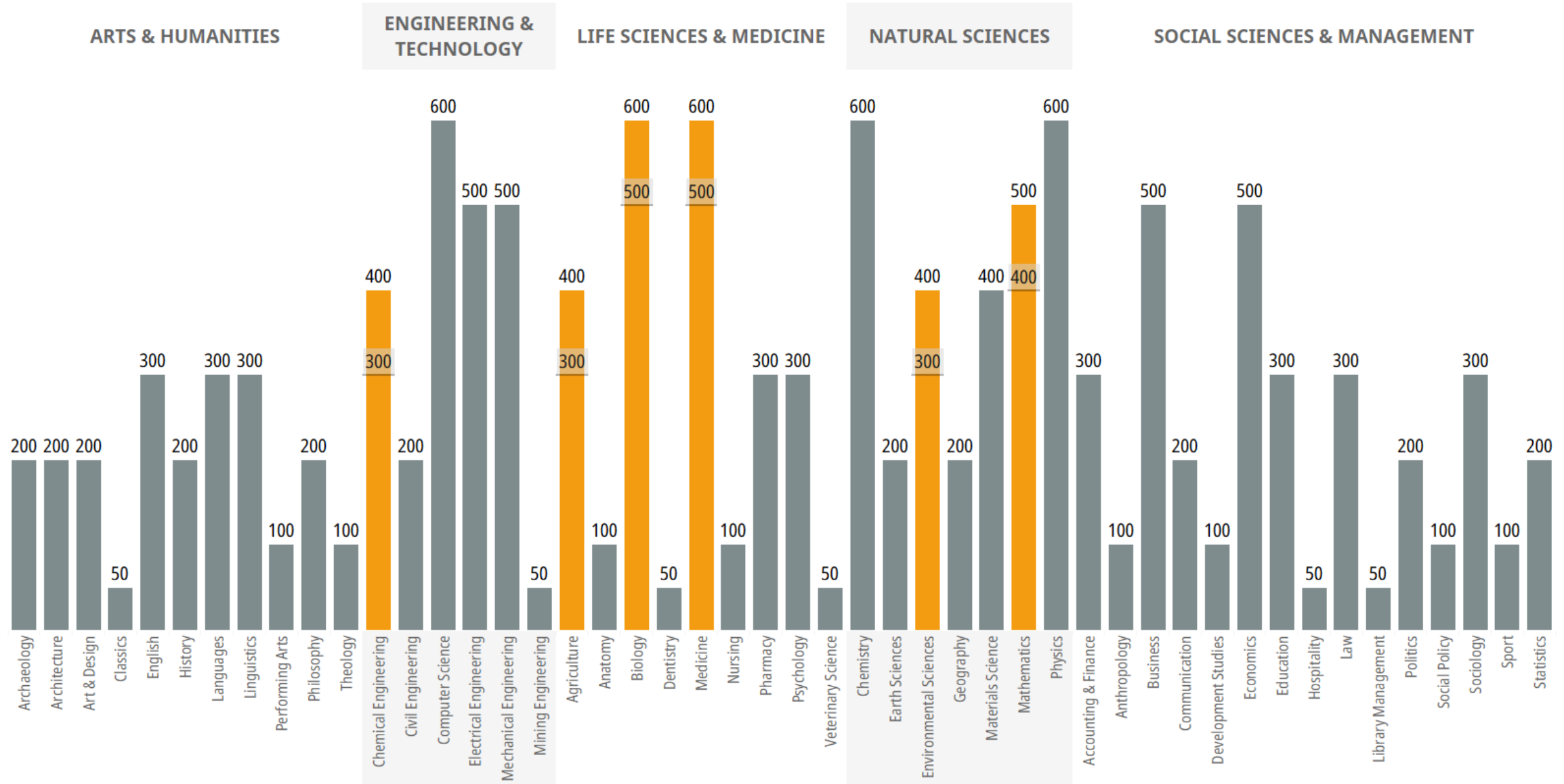


# SUBJECT PUBLISHING RANGES



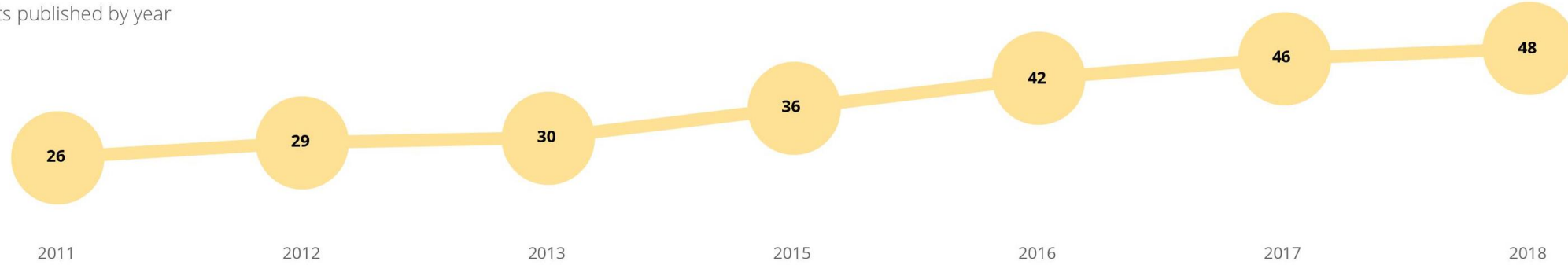
## QS World University Rankings by Subject 2020

Subject Publishing Ranges



# CHOOSING SUBJECTS

Subjects published by year



- Accounting & Finance
- Biology
- Chemical Engineering
- Chemistry
- Civil Engineering
- Computer Science
- Earth Sciences
- Economics
- Electrical Engineering
- English
- Environmental Sciences
- Geography
- History
- Languages
- Law
- Linguistics
- Materials Science
- Mathematics
- Mechanical Engineering
- Medicine
- Philosophy
- Physics
- Politics
- Psychology
- Sociology
- Statistics

- Communication
- Education
- Pharmacy

Agriculture

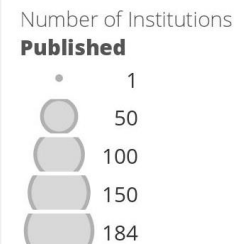
- Architecture
- Art & Design
- Business
- Dentistry
- Development Studies
- Veterinary Science

- Anthropology
- Archaeology
- Mining Engineering
- Nursing
- Performing Arts
- Social Policy
- Social Policy

- Anatomy
- Hospitality
- Sport
- Theology

- Classics
- Library Management

**PUBLISHED INSTITUTIONS BY LOCATION**



**TOP 10 LOCATIONS BY NUMBER OF INSTITUTIONS CONSIDERED**

<b>United States</b>	386
<b>France</b>	192
<b>United Kingdom</b>	174
<b>Russia</b>	149
<b>India</b>	147
<b>Germany</b>	137
<b>China</b>	126
<b>Japan</b>	112
<b>South Korea</b>	106
<b>Brazil</b>	92

# REPUTATION

**1,496,116**

**ACADEMIC  
NOMINATIONS**

**+ 19%**

**FROM  
94,672  
RESPONDENTS  
NOMINATING**

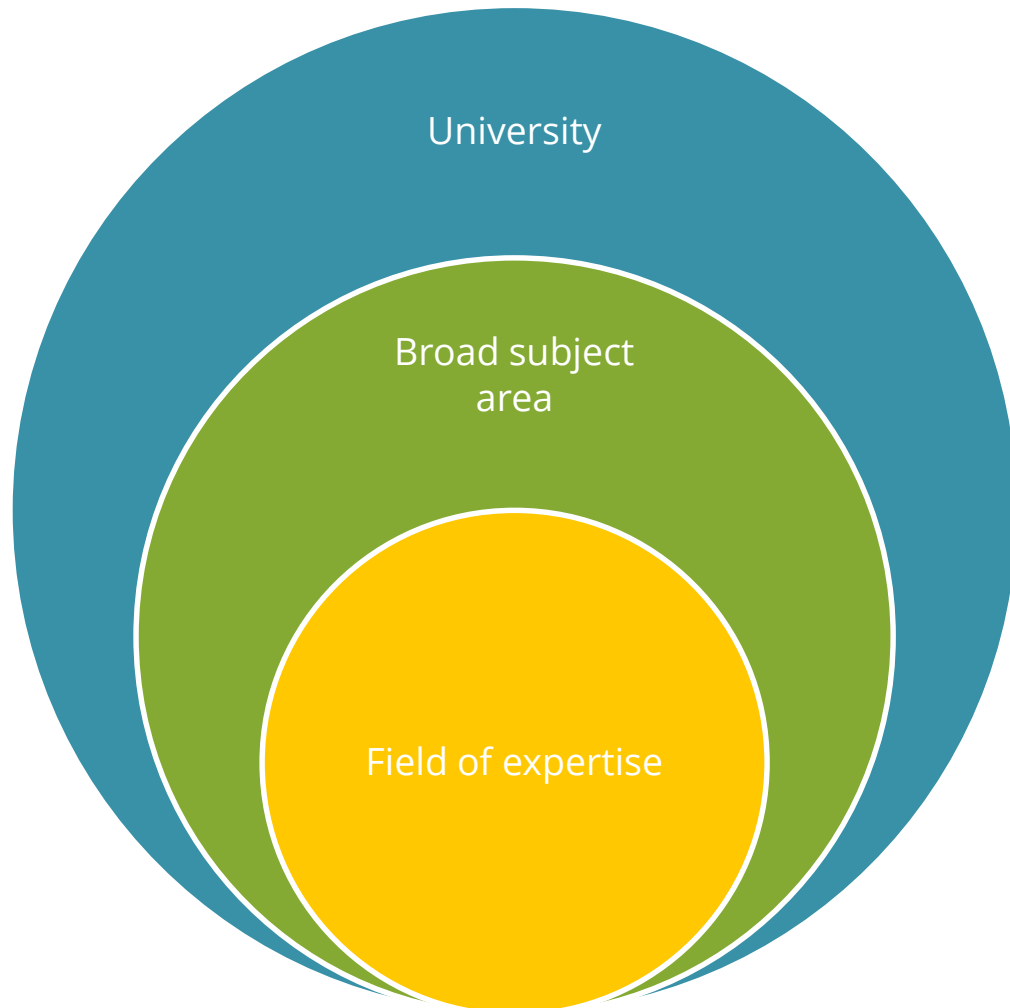
**+ 12%**

Country: **Russia**  
%: **4.5%**

**NOMINATING  
4,983  
UNIVERSITIES**



# ACADEMIC REPUTATION



- **University**  
Used in the broad World University Rankings and the Regional Rankings
- **Broad subject area**  
Respondents choosing universities within their broad subject area
- **Field of expertise**  
The field (up to two) in which a respondent considers their expertise to lie in

**239,131**  
EMPLOYER  
NOMINATIONS

+ 20%

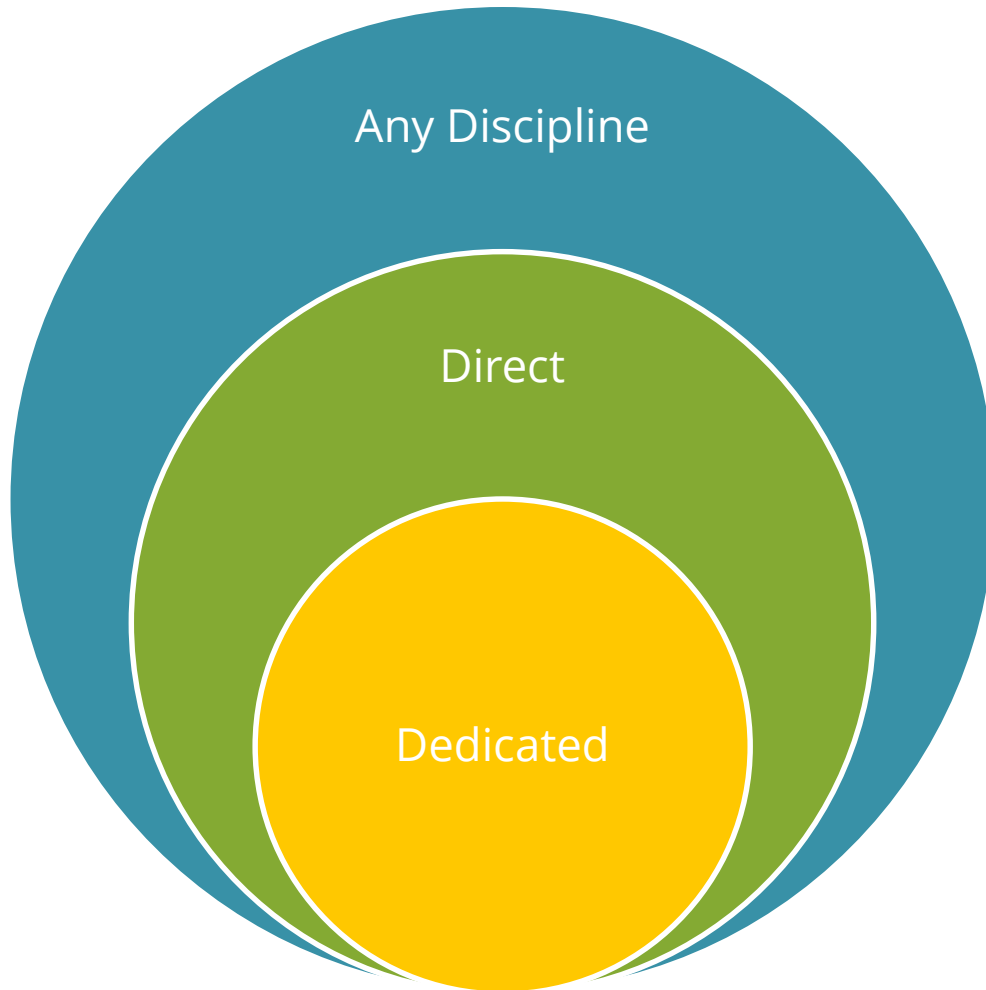
FROM  
**44,884**  
RESPONDENTS  
NOMINATING

+ 5%

Country: Russia  
%: 2.64%

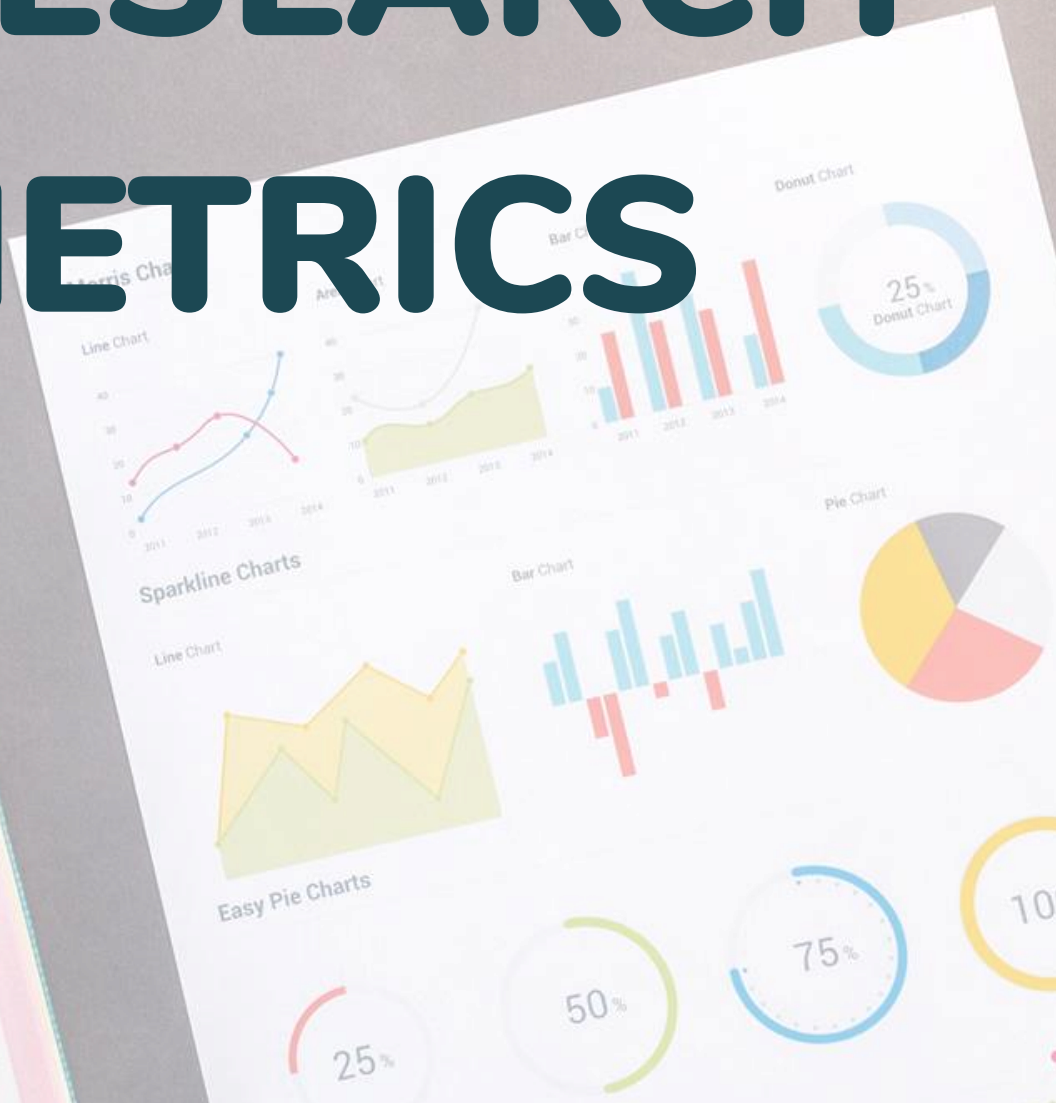
NOMINATING  
**4,347**  
UNIVERSITIES

# EMPLOYER REPUTATION



- **Any Discipline**  
A respondent who declares that they hire from any academic discipline
- **Direct**  
A respondent who explicitly chooses the given discipline as one amongst a selection
- **Dedicated**  
A respondent who exclusively chooses the specific discipline as the only discipline of interest

# RESEARCH METRICS





# FOR 2020 RANKINGS



# Papers Five years 2013 - 2017

# Citations Six years 2013 - 2018



# RESEARCH



In consultation with Elsevier, some (typically not citation yielding) content types have been excluded from analysis:



ELSEVIER



## IN

- Article
- Review
- Conference Paper
- Book
- Book Chapter
- Article in Press
- Business Article

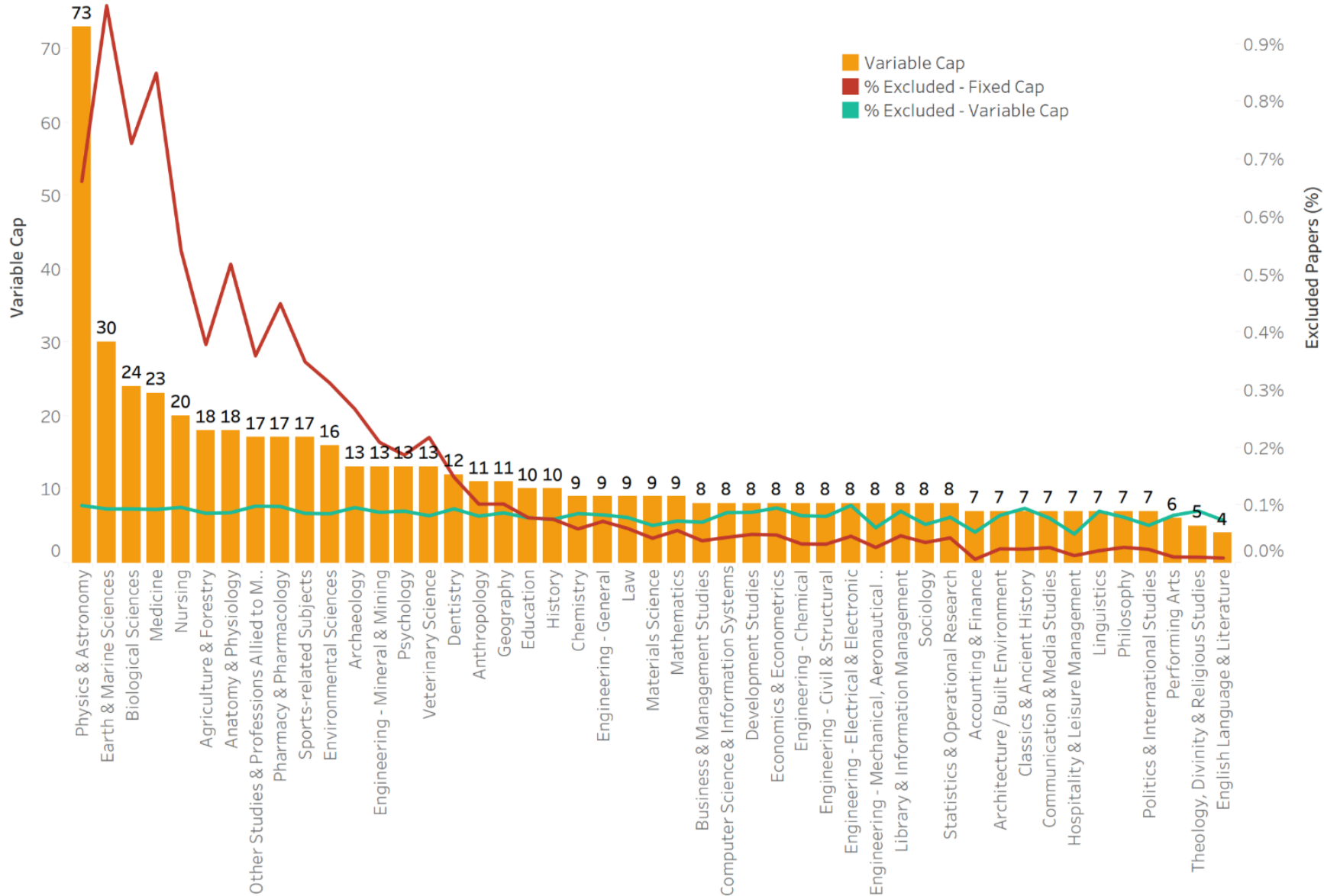
## OUT

- Abstract Report
- Conference Review
- Editorial
- Erratum
- Letter
- Note
- Press Release
- Short Survey

**Affiliation cap - Variable, 0.1% of papers**



# VARIABLE VS FIXED THRESHOLD NUMBER OF AUTHORS PER PUBLICATION



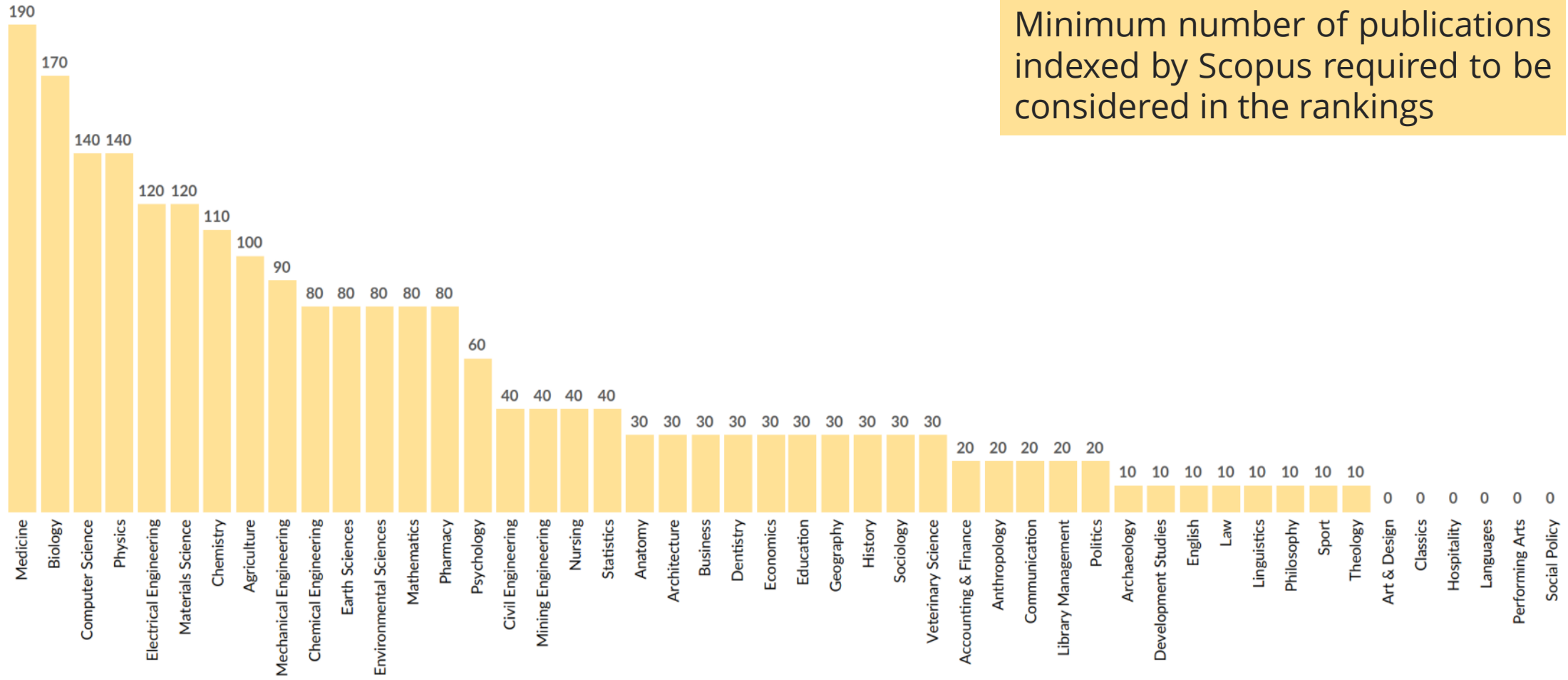
**2015**

Introduction of an affiliation cap, screening out papers with more than 10 institutional affiliations from all bibliometric analysis

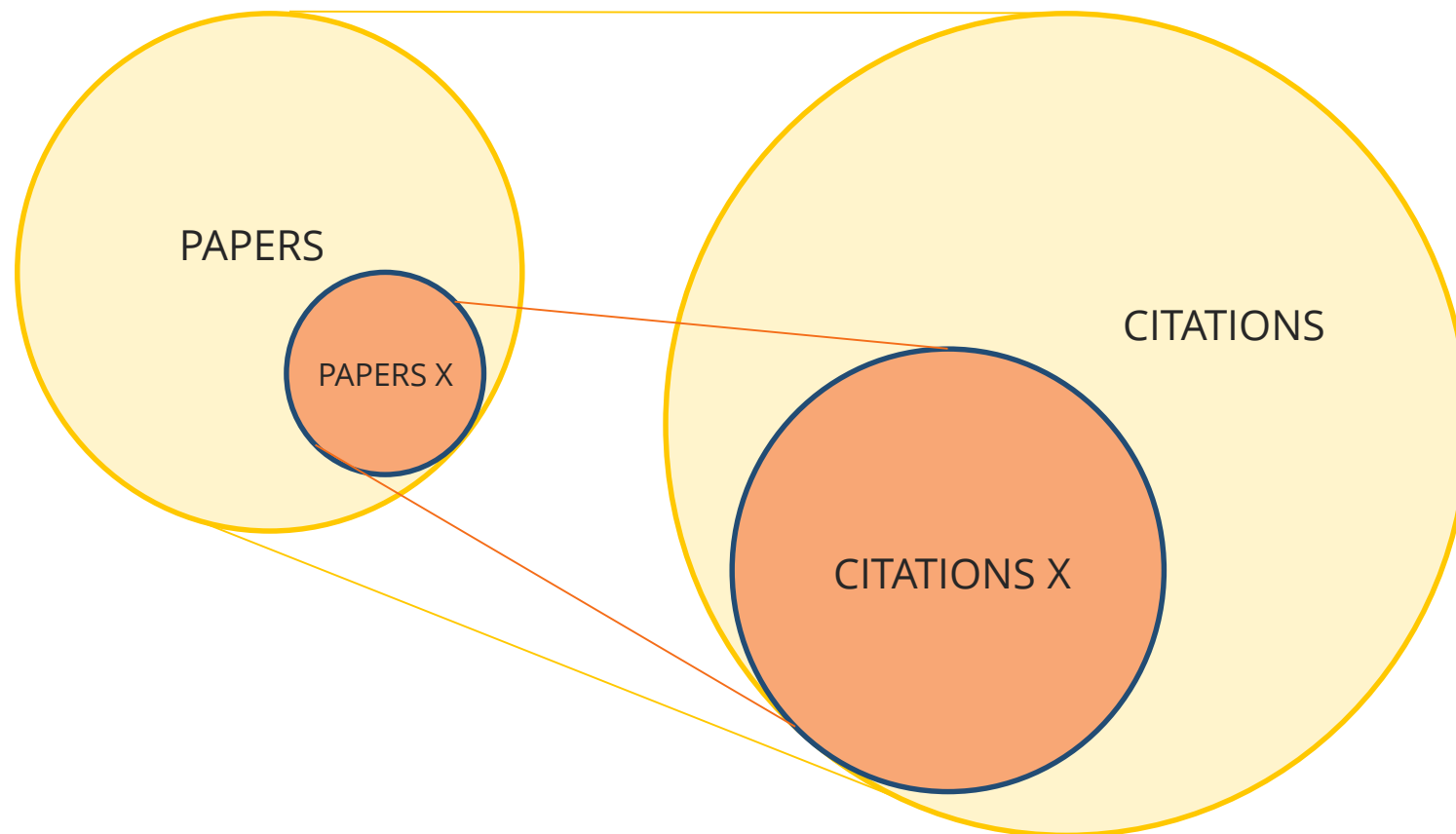
**2016**

Modification of affiliation cap to adapt to different subject contexts – ensures no more than 0.1% of research is excluded from any discipline – applies to both subject and overall rankings

# PAPER THRESHOLD BY SUBJECT



# RESEARCH MEASURES: WUR VS. SUBJECT RANKINGS



**PAPERS:** All papers that are attributable to the given subject.

**PAPERS X:** Papers that are attributable only to that subject

**CITATIONS:** Citations for all papers that are attributable to the given subject.

**CITATIONS X:** Citations for papers that are attributable only to that subject.

**ACADEMIC FACULTY (FULL-TIME EQUIVALENT):** Total number of academic faculty staff who are responsible for planning, directing and undertaking academic teaching only, research only or both academic teaching and research within Higher Education Institutions.

RANKINGS	CITATIONS PER FACULTY	CITATIONS PER PAPER
WORLD UNIVERSITY RANKINGS	$\frac{CITATIONS}{ACADEMIC FACULTY}$	---
WORLD UNIVERSITY RANKINGS BY SUBJECT	---	$\frac{CITATIONS + (CITATIONS X * WEIGHT)}{PAPERS}$



# QS SUBJECT RANKINGS 2020

RESULTS

**4 March 2020!**



# SUBJECT RANKINGS IN NUMBERS



**48** subject areas

Over **400** ranked within top 50

Over **650** ranked within top 100

Over **1,350** institutions ranked

Nearly **5,000** universities considered

Over **14,000** programs verified

Over **15,500** ranked entries

Over **46,000** scored entries

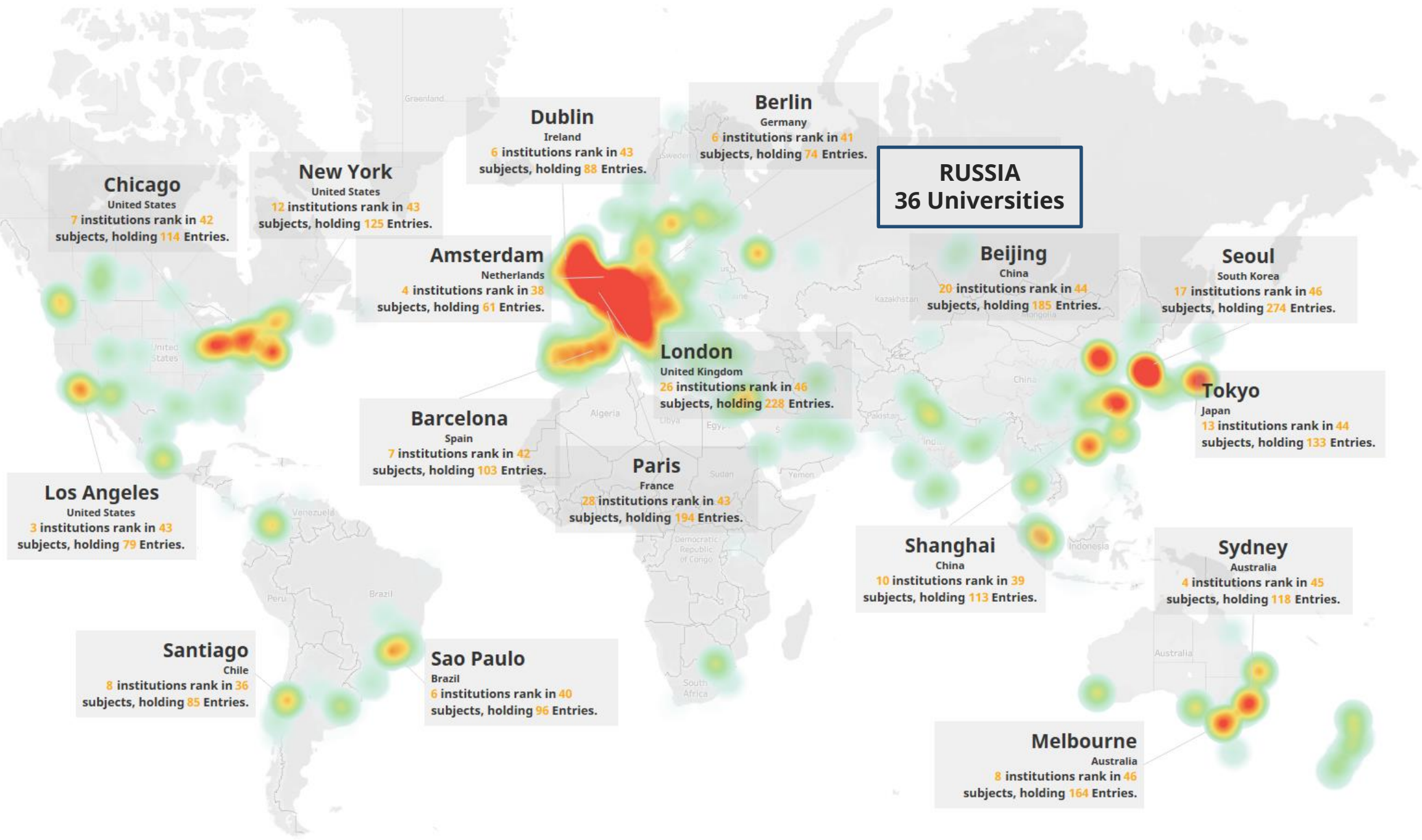
Over **121,000** database entries

Over **135,000** survey respondents

Over **22m** paper attributions

Nearly **200m** citation attributions







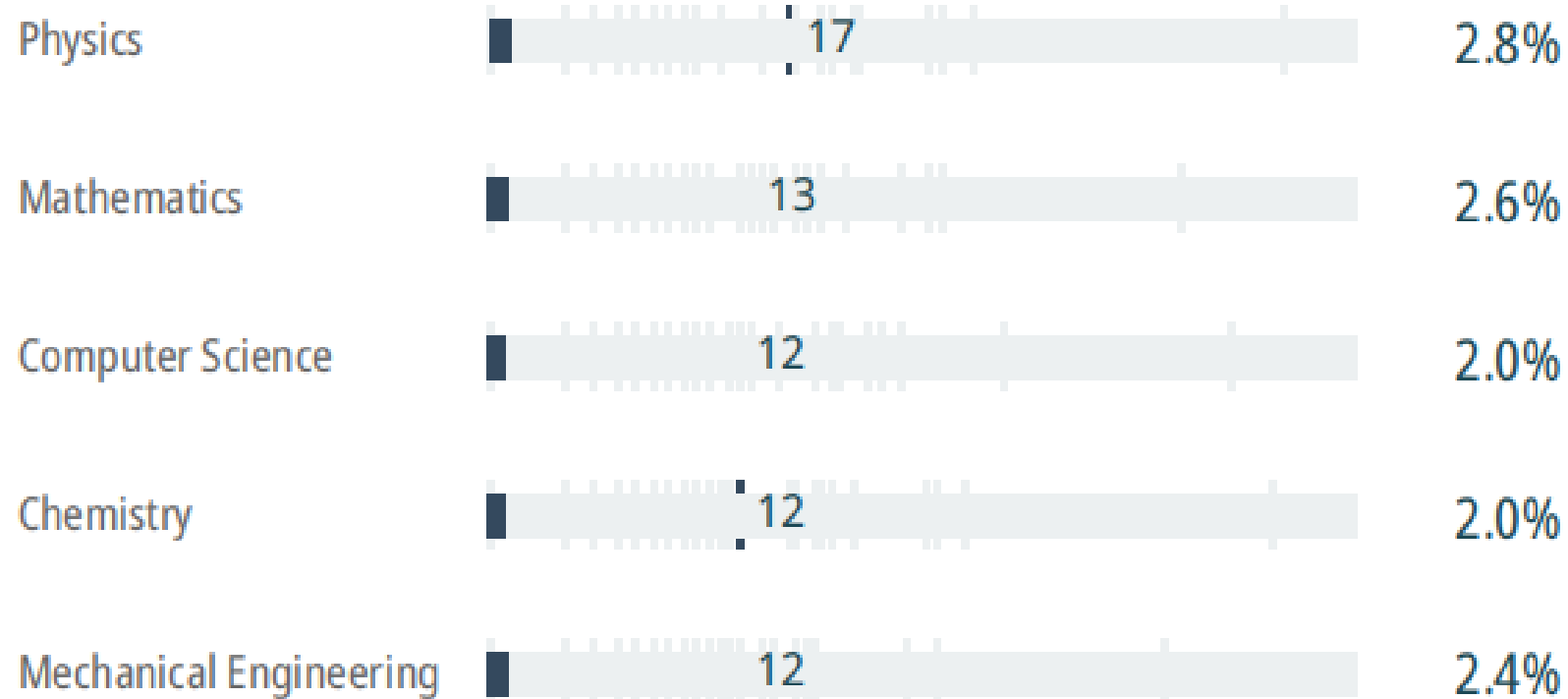
# RUSSIA IN QS SUBJECT RANKINGS 2020

- **161 INSTITUTIONS** cited by academics in at least one subject
- **136 INSTITUTIONS** scored in at least one subject
- **36 INSTITUTIONS** in published ranking for at least one subject
- **38 SUBJECT AREAS** featuring at least one institution from Russia
- **6 NEW UNIVERSITIES** featured (two come-backs)
- **11 RUSSIAN UNIVERSITIES** are ranked in top 100
- **Universities represented in the most Subjects:**
  - Lomonosov Moscow State University – 30
  - NRU Higher School of Economics – 19
  - Saint-Petersburg State University - 16

BEST GROWTH	
RUDN University	Linguistics
Saint-Petersburg State University	Biological Sciences
Novosibirsk State University	Biological Sciences
Tomsk State University	Chemistry
NRU - Higher School of Economics	Physics & Astronomy
Ural Federal University	Arts & Humanities

## VISIBILITY BY SUBJECT

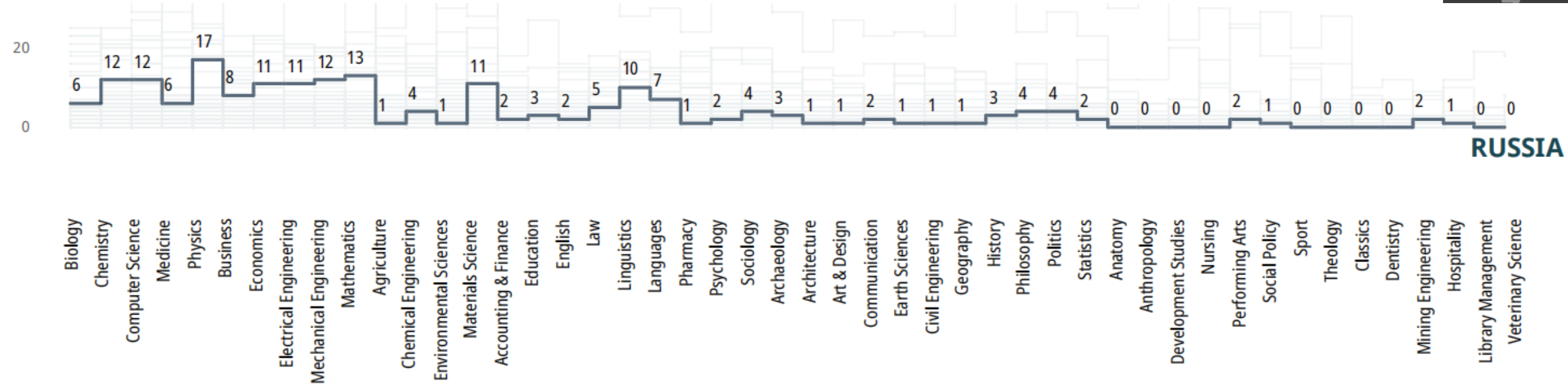
The **Top 5** subjects with the most appearance for **Russia**, including % share of the presence in the given subject



# NUMBER OF RANKED INSTITUTIONS IN EACH OF THE SUBJECTS



RANKING



RUSSIA



# INDEPENDENT MEASURES

**ACADEMIC  
REPUTATION**

**EMPLOYER  
REPUTATION**

**H  
INDEX**

**CITATIONS  
PER PAPER**

powered by

**Scopus<sup>10</sup>**

powered by

**Scopus<sup>10</sup>**

# ACADEMIC REPUTATION

Lomonosov Moscow State University	90.2
Novosibirsk State University	82.3
Moscow P. I. Tchaikovsky Conservatory	80.0
Saint-Petersburg State University	78.4
National University of Science and Technology "MISIS"	78.1
National Research University - Higher School of Economics	76.5
MIPT	75.3
Bauman Moscow State Technical University	73.9
St. Petersburg Mining University	72.8
National Research Nuclear University MEPhI	72.6

Top 10 Russian  
Universities by  
**ACADEMIC**  
REPUTATION

EMPLOYER REPUTATION	
National University of Science and Technology "MISIS"	98.2
Lomonosov Moscow State University	95.3
St.Petersburg Mining University	94.3
MIPT	91.5
Russian State Agrarian University - K.A.Timiryazev	89.4
Bauman Moscow State Technical University	89.1
Novosibirsk State University	86.3
RUDN University	85.3
Saint-Petersburg State University	84.5
National Research Nuclear University "MEPhI"	84

Top 10 Russian Universities by  
**EMPLOYER REPUTATION**

H INDEX	
Lomonosov Moscow State University	87.5
Novosibirsk State University	82.2
National Research Nuclear University "MEPhI"	82
Kazan Federal University	80.9
MIPT	79
NRU - Higher School of Economics (HSE)	76.8
Peter the Great St.Petersburg Polytechnic University	75.1
Saint-Petersburg State University	74.4
Tomsk State University	71.9
ITMO University	71.4

Top 10 Russian Universities by  
**H**  
 INDEX

CITATIONS PER PAPER	
Novosibirsk State University	79.9
MIPT	78.8
NRU Higher School of Economics	77.6
National University of Science and Technology "MISIS"	76.9
Lomonosov Moscow State University	76
Saint-Petersburg State University	74.9
ITMO University	74.8
Kazan Federal University	74.6
Peter the Great St.Petersburg Polytechnic University	74.2
Tomsk State University	72

Top 10 Russian Universities by  
**CITATIONS**  
PER PAPER





I've never really focused on my ranking per se because it's out of my control. I try and do the right thing each week, and the ranking will look after itself.

**Eugenie Bouchard**



# THANK YOU!



[www.topuniversities.com](http://www.topuniversities.com) | [www.qs.com](http://www.qs.com)



[zoya@qs.com](mailto:zoya@qs.com) | [rankings@qs.com](mailto:rankings@qs.com)



[facebook.com/universityrankings](https://facebook.com/universityrankings)



[@bensowter](https://twitter.com/bensowter) | [@worlduniranking](https://twitter.com/worlduniranking) | [#QSWUR](https://twitter.com/hashtag/QSWUR)



[linkedin.com/zoyazaitseva](https://linkedin.com/zoyazaitseva)



QS World University Rankings

